

## 1851-1861 THREE CENTS

This set of album pages provides spaces for all types, transfer roll reliefs, and many interesting varieties of the 1851-1861 three cents issue, imperforate and perforated. You really need the Carroll Chase The United States Three Cent Stamps 1851-1861 volume to make sense of some of these pages. There were several editions of this book during Chase's lifetime; in the 1970's, Quarterman Publications reprinted it as well.

Page 2 is for all the types, both imperforate and perforated. Page 3 provides spaces for all reliefs from both transfer rolls.

Pages 4 and 5 have spaces for all the principal shades of the imperforate stamps, irrespective of type.

Page 6 gives you spaces for all the "three rows" positions of plate 3 left.

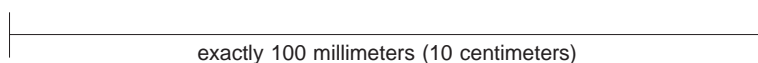
I designed these album pages to accommodate bottom-sealed mounts; thus, the sizes are more spacious than what one usually finds. Obviously, you will want to adjust your Adobe Acrobat Reader so that it prints the pages full size. To check calibration of your Adobe Acrobat Reader and printer, the line at the bottom of this page is exactly 100 millimeters long. These pages are 8½ x 11 inches. I do not intend to produce free album pages in European or other sizes.

These pages are designed to slip into page protectors, but I provided enough room at the left if you want to punch them for a standard three-ring binder. I encourage you to print these out on card stock, if your printer can handle it. One example is Wausau Papers Bright White Acid-Free 65 pound Card Stock, which is available at most national chain office supply stores and is quite inexpensive.

**WHY FREE ALBUM PAGES?** I have two reasons for making these pages available for free:

1) I hope you will peruse my listings for stamps to inhabit the spaces. So I've included my domain name at the foot of every page in unobtrusively tiny type.

2) I will typeset album pages to your specifications in this identical format. I charge \$25.00 per hour with a minimum charge of \$15.00 per order. It takes me between 15 minutes and an hour to do a page, less if I have a batch of pages to do all at once. For examples, it took me about 15 minutes to lay out the 1847 page and 30 minutes to lay out the 1894 regular issue page. Pages for covers take 10 to 30 minutes, depending on how many covers you want on the page and the amount of verbiage below the covers.

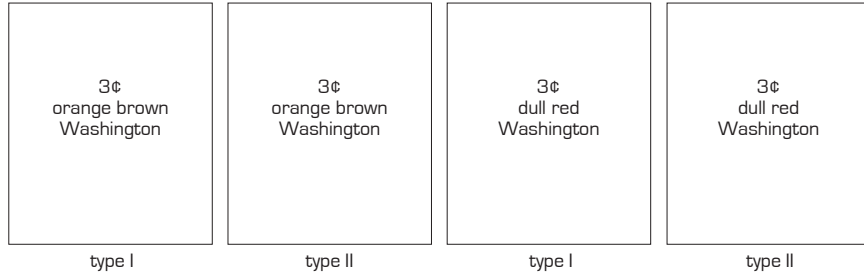


exactly 100 millimeters (10 centimeters)

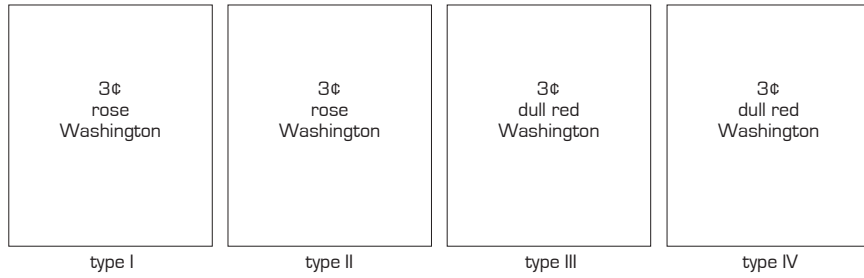
Toppan Carpenter Casilear Co.  
Engraved  
Unwatermarked  
Imperforate or perforated 15½

**UNITED STATES**  
1851-1861 — THREE CENTS

**1851-1857 — IMPERFORATE TYPES**



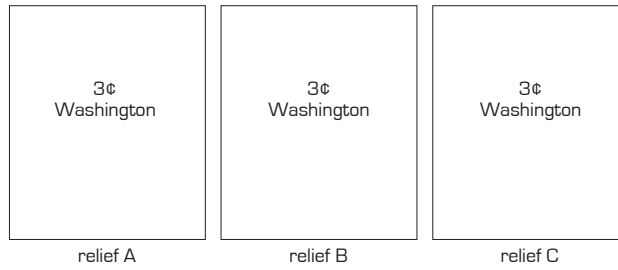
**1851-1857 — PERFORATED TYPES**



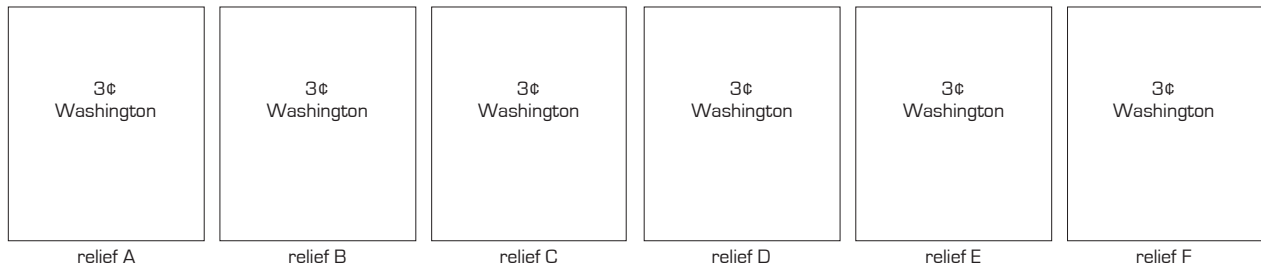
Toppan Carpenter Casilear Co.  
Engraved  
Unwatermarked  
Imperforate or perforated 15½

**UNITED STATES**  
1857-1861 – THREE CENTS – TRANSFER ROLLS

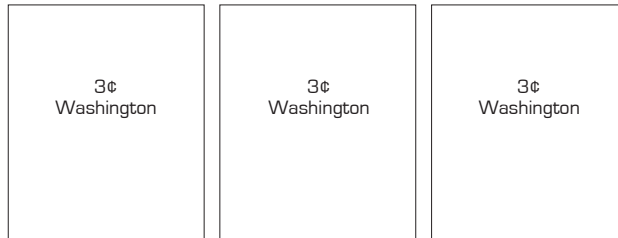
**1851-1856 — TRANSFER ROLL ONE — PLATES 0 THROUGH 8**



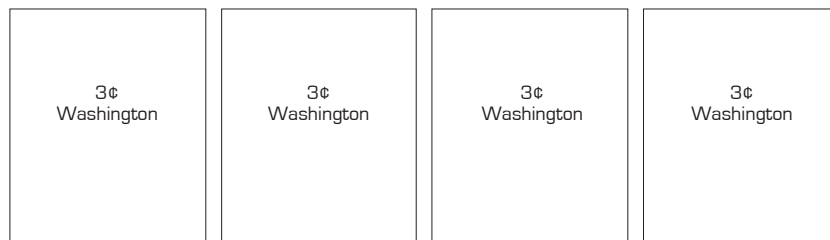
**1851-1856 — TRANSFER ROLL TWO — PLATES 9 THROUGH 28**



**COLORS**



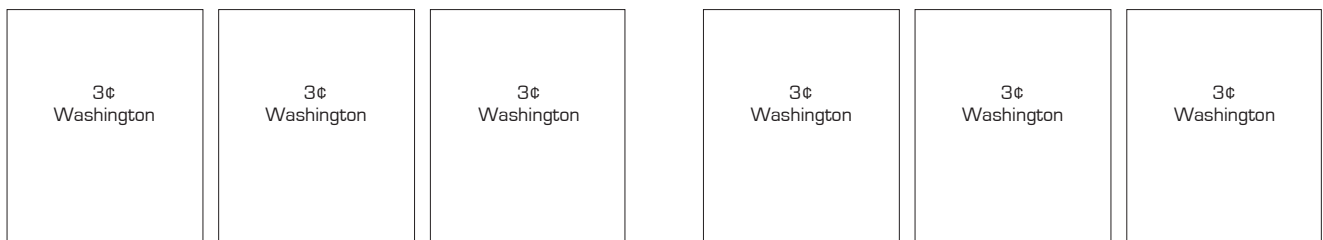
1851 pale orange brown      1851 orange brown      1851 deep orange brown



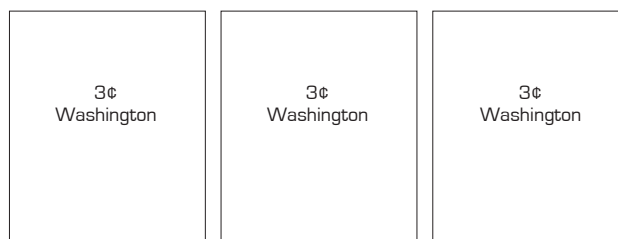
1851 brownish orange brown      1851 coppery orange brown      1851 yellowish orange brown      1851 experimental orange brown



1852 pale brownish carmine      1852 brownish carmine      1852 deep brownish carmine      1852 pale claret      1852 claret      1852 deep claret

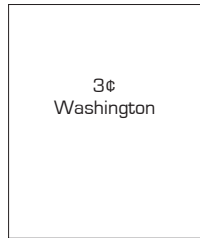


1853 dull red clear impression      1853 dull red typical impression      1853 dull red murky impression      1853-1854 pale rose red      1853-1854 rose red      1853-1854 deep rose red

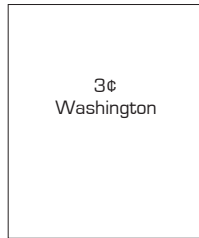


1855 pale orange red      1855 orange red      1855 deep orange red

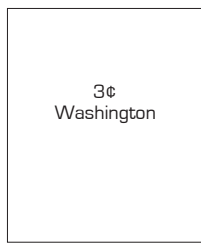
COLORS



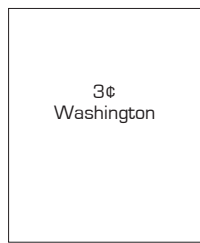
1856  
pale yellowish rose red



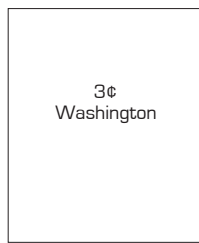
1856  
yellowish rose red



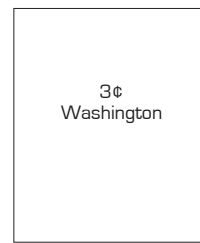
1856  
pinkish rose red



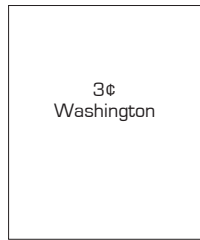
1856  
lighter brownish  
carmine



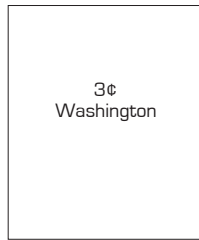
1856  
darker brownish  
carmine



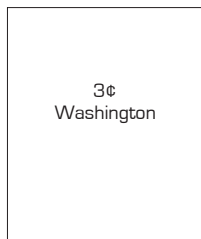
1856  
orange brown



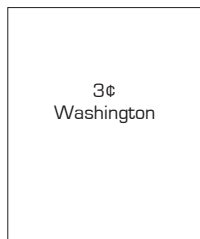
1857  
grayish claret



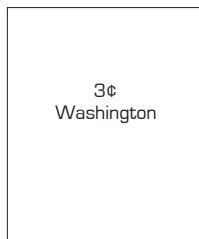
1857  
brownish claret



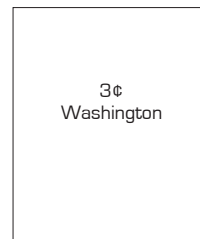
1857  
purplish claret



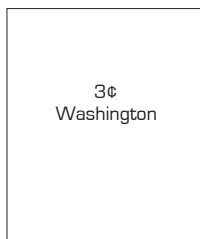
1857  
pale claret



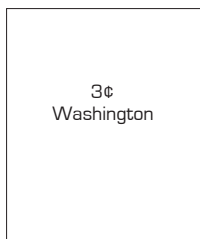
1857  
deep claret



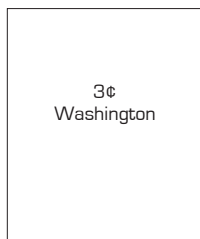
1857  
plum



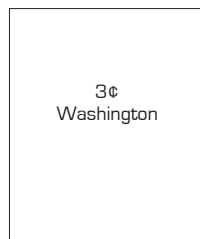
1857  
pale rose brown



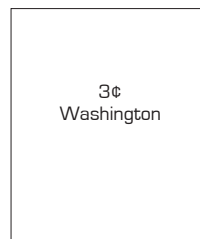
1857  
rose brown



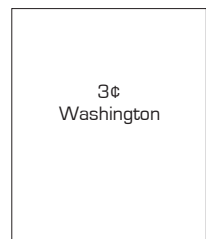
1857  
deep rose brown



1857  
pale yellow brown

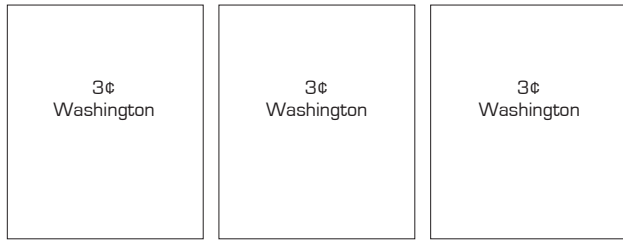


1857  
yellow brown

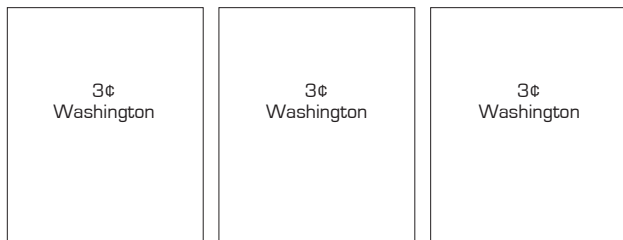


1857  
deep yellow brown

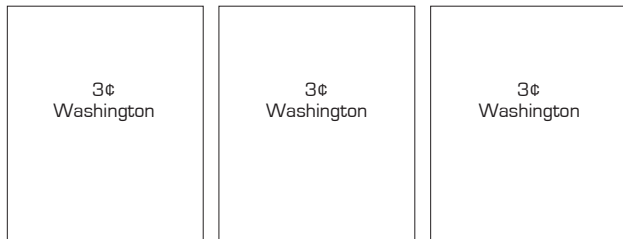
**THE "THREE ROWS" OF PLATE 3**



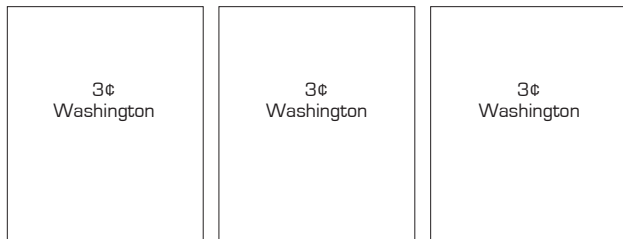
8L 9L 10L



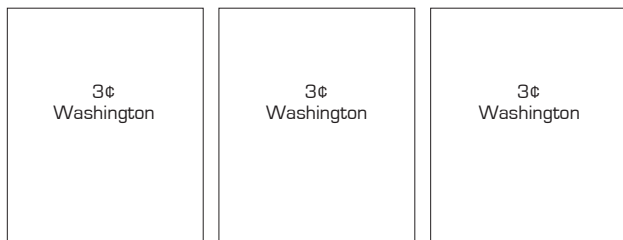
18L 19L 20L



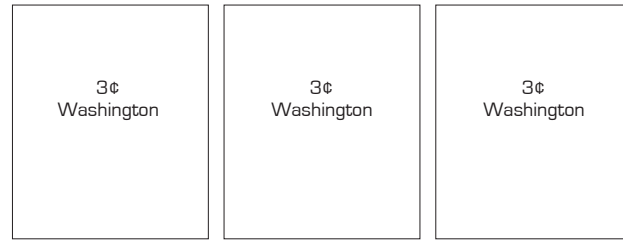
28L 29L 30L



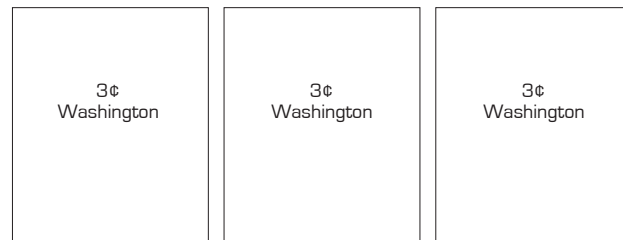
38L 39L 40L



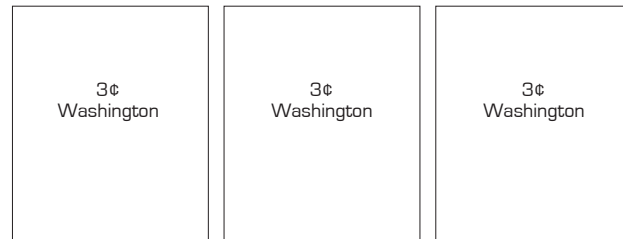
48L 49L 50L



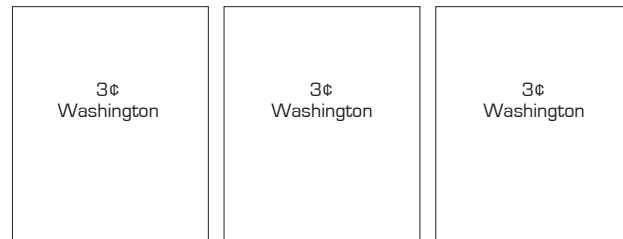
58L 59L 60L



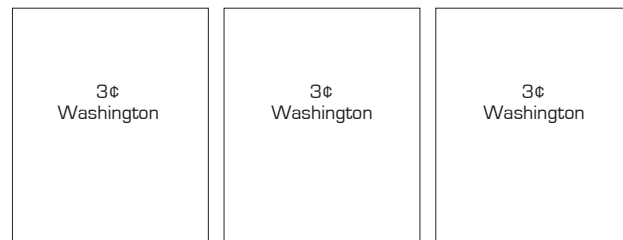
68L 69L 70L



78L 79L 80L



88L 89L 90L



98L 99L 100L